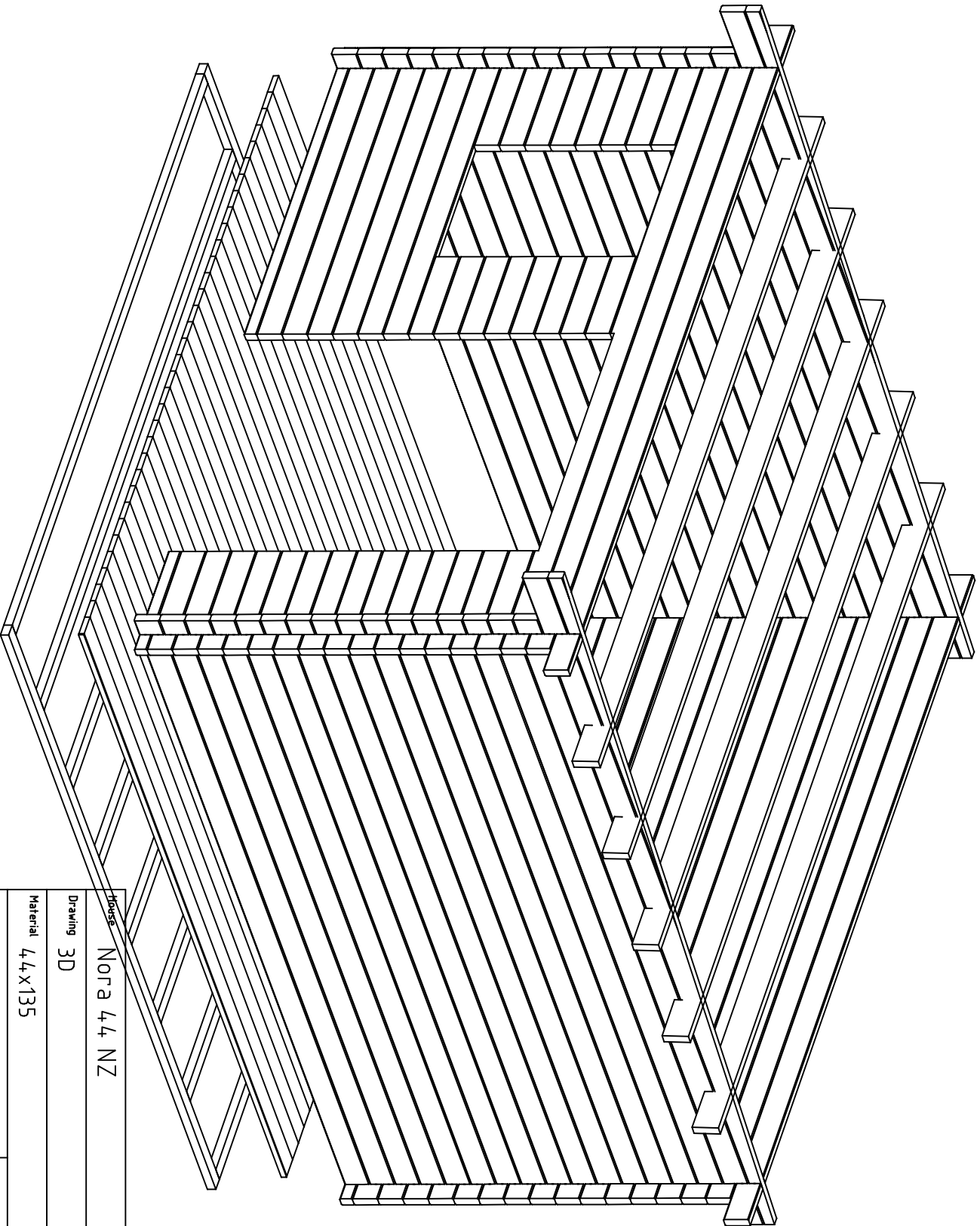


House Nora 44 NZ Sheet 1

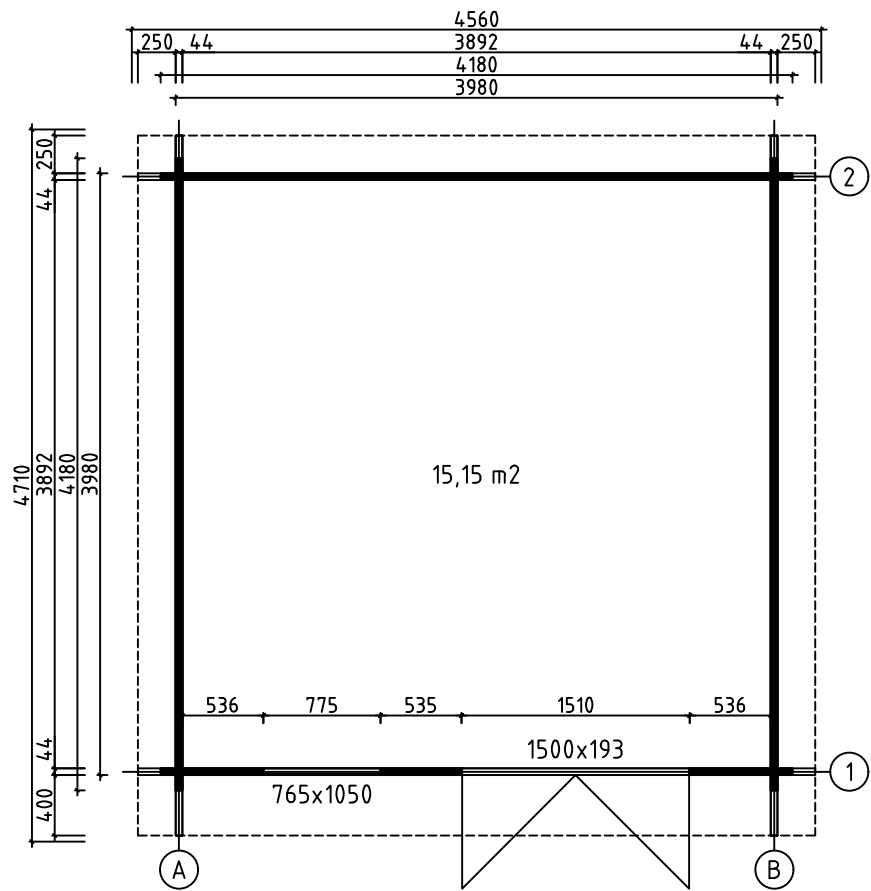
Drawing 3D Scale

Material 44x135 Date 29.09.2020

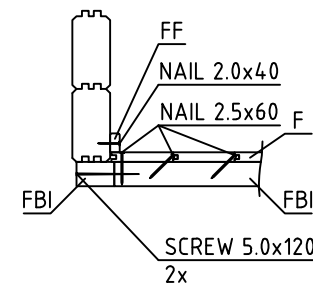
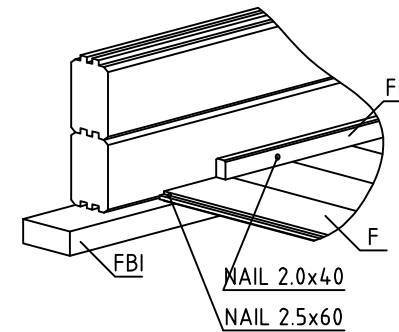
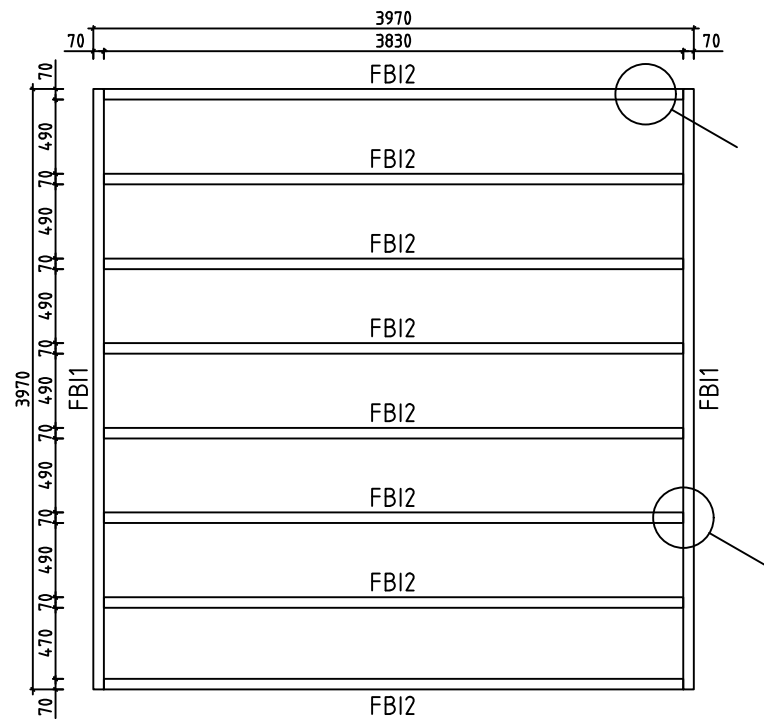
Drawer RP File Nora 44 NZ 3D.dwg



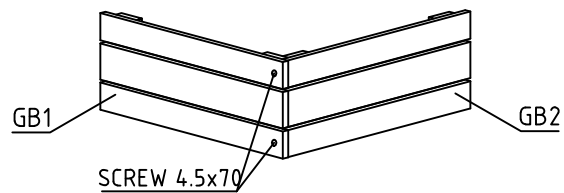
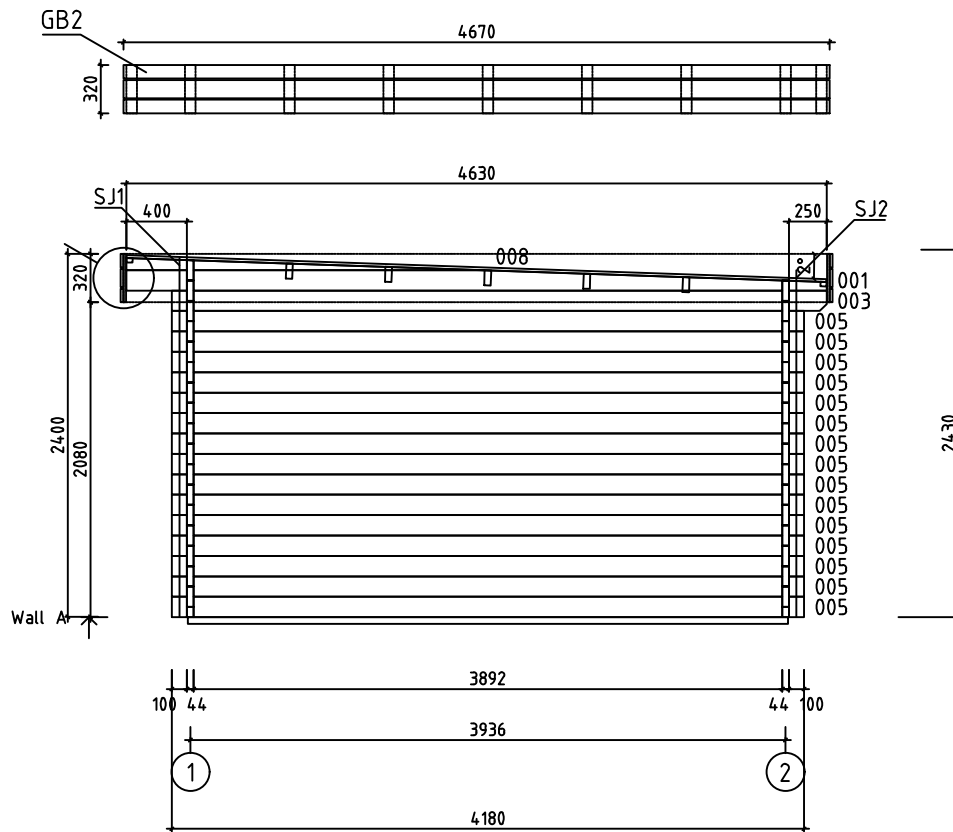
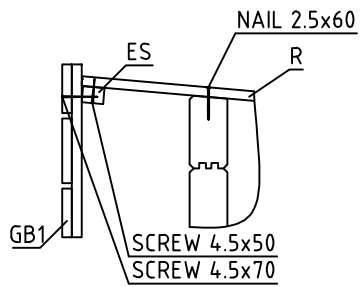
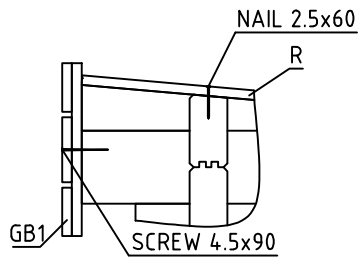
Project	Nora 44 NZ	Sheet	2
Drawing	3D	Scale	
Material	44x135	Date	29.09.2020
Drawer	RP	File	Nora 44 NZ 3D.dwg



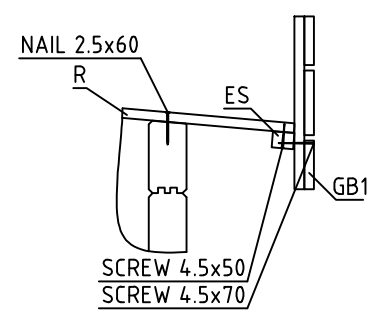
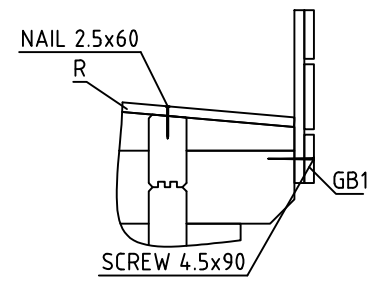
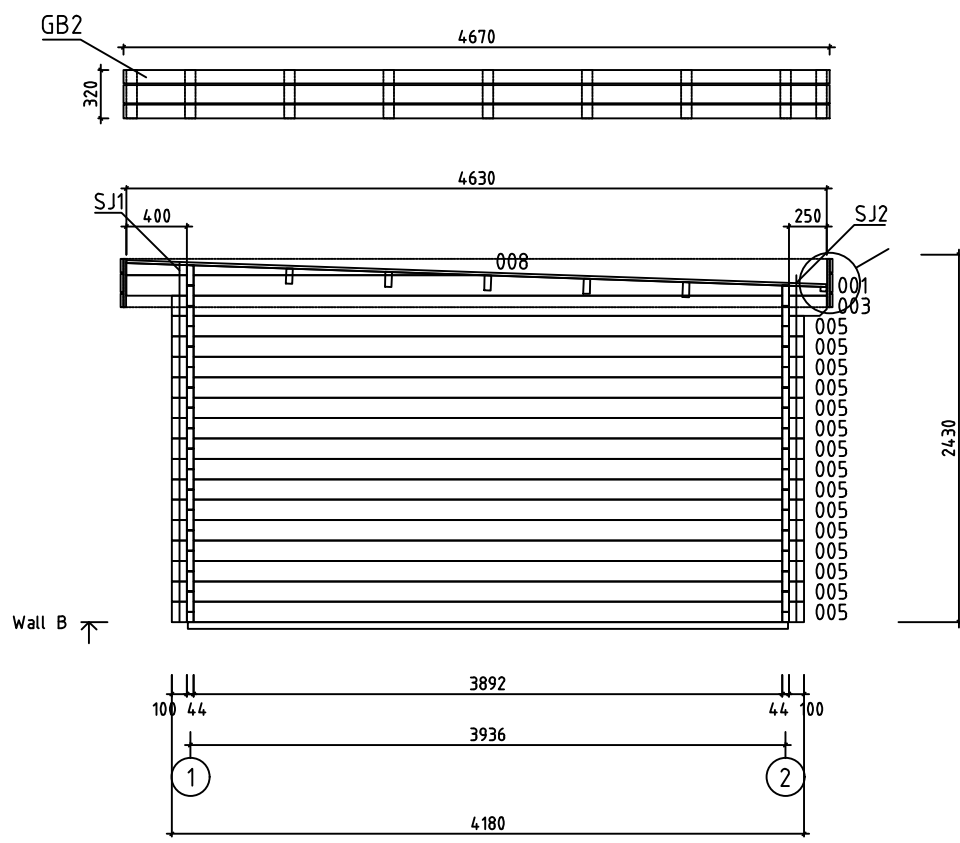
House	Nora 44 NZ	Sheet	3
Drawing	GROUNDPLAN	Scale	1:50
Material	44x135	Date	29.09.2020
Drawer	RP	File	Nora 44 NZ.dwg



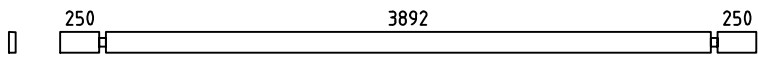
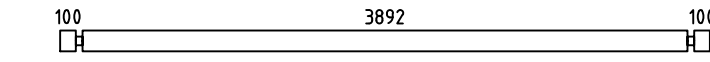
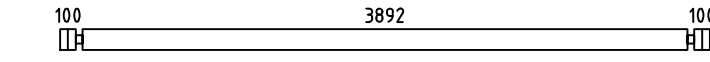
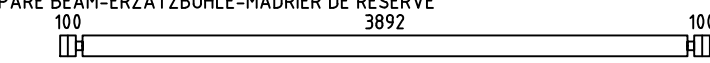
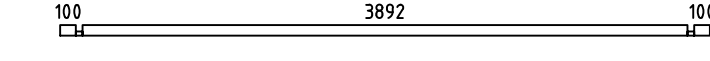
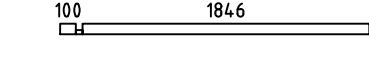

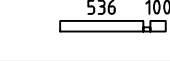
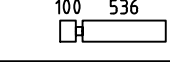
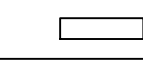
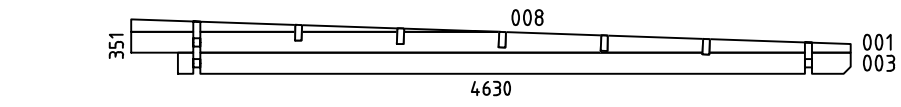



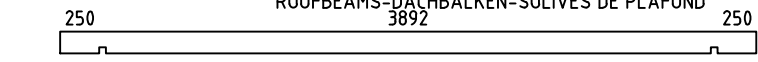







House	Nora 44 NZ	Sheet	4
Drawing	FLOORBEAMS	Scale	1:50
Material	70x45	Date	29.09.2020
Drawer	RP	File	Nora 44 NZ.dwg











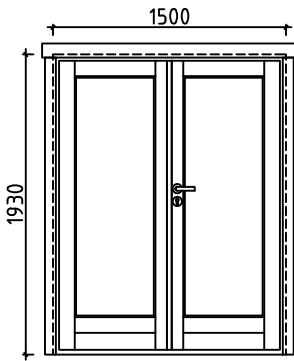
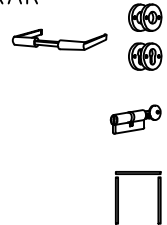
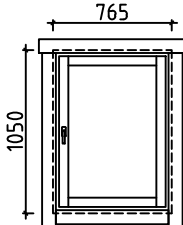
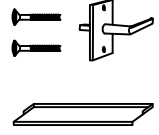







House	Nora 44 NZ	Sheet	5
Drawing	WALL A	Scale	1:50
Material	44x135	Date	29.09.2020
Drawer	RP	File	Nora 44 NZ.dwg



House	Nora 44 NZ	Sheet	6
Drawing	WALL B	Scale	1:50
Material	44x135	Date	29.09.2020
Drawer	RP	File	Nora 44 NZ.dwg

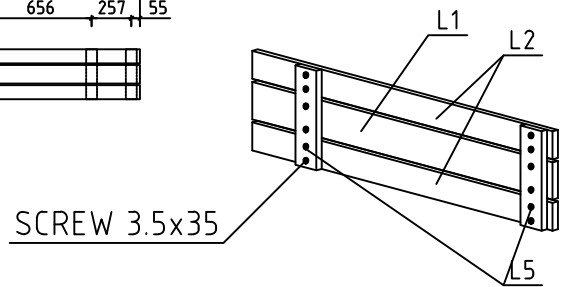
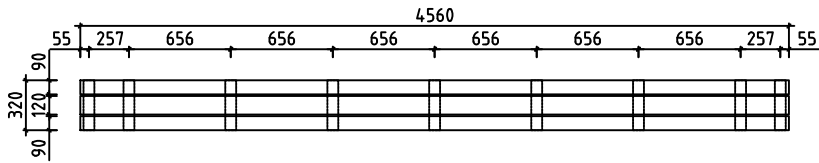
Pos	Specification-Bestimmung-Omschrijving	Pcs	Profile (mm)	L (mm)		
002		2	44x135	4480		
004		17	44x135	4180		
005		30	44x135	4180		
006	SPARE BEAM-ERZATZBOHLE-MADRIER DE RÉSERVE 	1	44x135	4180		
007		1	44x68	4180		
009		1	44x68	1990		
010		6	44x135	1990		
011		1	44x68	680		
012		22	44x135	680		
013		8	44x135	535		
WA-1 WB-1		2	44x351	4630		
HB	HIT BLOCK-SCHLAGHÖLZER-MADRIERS D'ASSEMBLAGE 	2	44x135	300		
FBI1	FLOORBEAMS-FUSSBODENBALKEN-POUTRES DE FONDATION IMPRÉGNÉS 	IMM	2	70x45	3970	
FBI2	FLOORBEAMS-FUSSBODENBALKEN-POUTRES DE FONDATION IMPRÉGNÉS 	IMM	8	70x45	3830	
RB1	ROOFBEAMS-DACHBALKEN-SOLIVES DE PLAFOND 	5	43x140	4480		
F1	FLOORBOARD-FUSSBODENBRETT-PLANCHER  or-oder-ou	35+1 46+1	28x114 28x88	3885		
R1	ROOFBOARD-DACHBRETT-VOLIGES  or-oder-ou	40+1 52+1	18x114 18x88	4630		
FF1	FLOOR FILLET-FUSSBODENLEISTE-BAGUETTE DE FINITION DE PLANCHER 		18x35	16m		
GB1	ASSEMBLY REQUIRED-MONTAGE ERFORDERLICH-ASSEMBLAGE REQUIS 	2	36x320	4560		
GB2	ASSEMBLY REQUIRED-MONTAGE ERFORDERLICH-ASSEMBLAGE REQUIS 	2	36x320	4670		
ES1	EAVE SLAT-TRAUFENLEISTE-BAGUETTES POUR FIXER LES LATTES SOUS VOLIGES 	2	30x40	3890		
ES2	EAVE SLAT-TRAUFENLEISTE-BAGUETTES POUR FIXER LES LATTES SOUS VOLIGES 	4	30x40	250		
House	Nora 44 NZ	Material	File	Nora 44 NZ.dwg	Sheet	9

Pos	Specification-Bestimmung-Omschrijving	Pcs	Profile (mm)	L (mm)		
SJ1	SCREW JOINT-GEWINDESTANGE -TIGES FILETÉS 	2	M10	2390		
SJ1	SCREW JOINT-GEWINDESTANGE -TIGES FILETÉS 	2	M10	2250		
	NAIL-NAGEL-CLOUS FOR-FÜR-POUR FF1 	40	∅2.0	40		
	NAIL-NAGEL-CLOUS FOR-FÜR-POUR F1, R1 	750	∅2.5	60		
	SCREWS-SCHRAUBEN-VIS FOR-FÜR-POUR GB1, GB2 	216	∅3.5	35		
	SCREWS-SCHRAUBEN-VIS FOR-FÜR-POUR ES1, ES2 	30	∅4.5	50		
	SCREWS-SCHRAUBEN-VIS FOR-FÜR-POUR GB1, GB2 	20	∅4.5	70		
	SCREWS-SCHRAUBEN-VIS FOR-FÜR-POUR 007, 009, 011 GB1, GB2 	30	∅4.5	90		
	SCREWS-SCHRAUBEN-VIS FOR-FÜR-POUR FBI1, FBI2 	32	∅5.0	120		
	SCREWS-SCHRAUBEN-VIS FOR-FÜR-POUR WA-1, WB-1, RB1 	30	∅6.0	160		
	DOUBLEDOR-DOPPeltÜR-DUBBELE DEUR (right-rechts-rechts) AST_PRE_KAR  	P 1 1 1 1	1500	1930		
	WINDOW-FENSTER-VENSTER (right-rechts-rechts) ORT_1H_KAR  	P 1 1 1	765	1050		
House	Nora 44 NZ	Material	File	Nora 44 NZ.dwg	Sheet	10

Pos	Assembly Instructions-Montageanleitungen-Instructions de Montage	PCS	Profile (mm)	L (mm)
L1	BOARD-BRETT-PLANCHE 	2	18x120	4560
L2	BOARD-BRETT-PLANCHE 	4	18x90	4560
L3	BOARD-BRETT-PLANCHE 	2	18x120	4670
L4	BOARD-BRETT-PLANCHE 	4	18x90	4670
L5	BOARD-BRETT-PLANCHE 	36	18x70	320

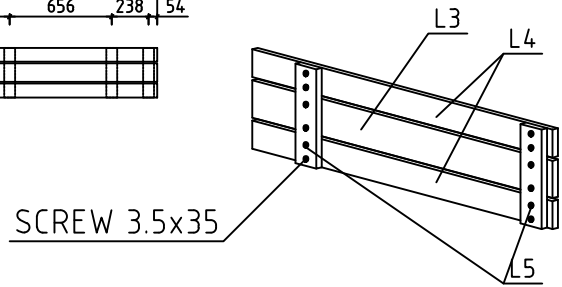

GB1

2 36x320 4560



GB2

2 36x320 4670



#001	A,B	4630	2
#002	1,2	4480	2
#003	A,B	4330	2
#004	1,2	4180	17
#005	A,B	4180	30
#006		4180	1
#007	2	4180	1
#008	A,B	2368	2
#009	1	1990	1
#010	1	1990	6
#011	1	680	1
#012	1	680	22
#013	1	535	8