

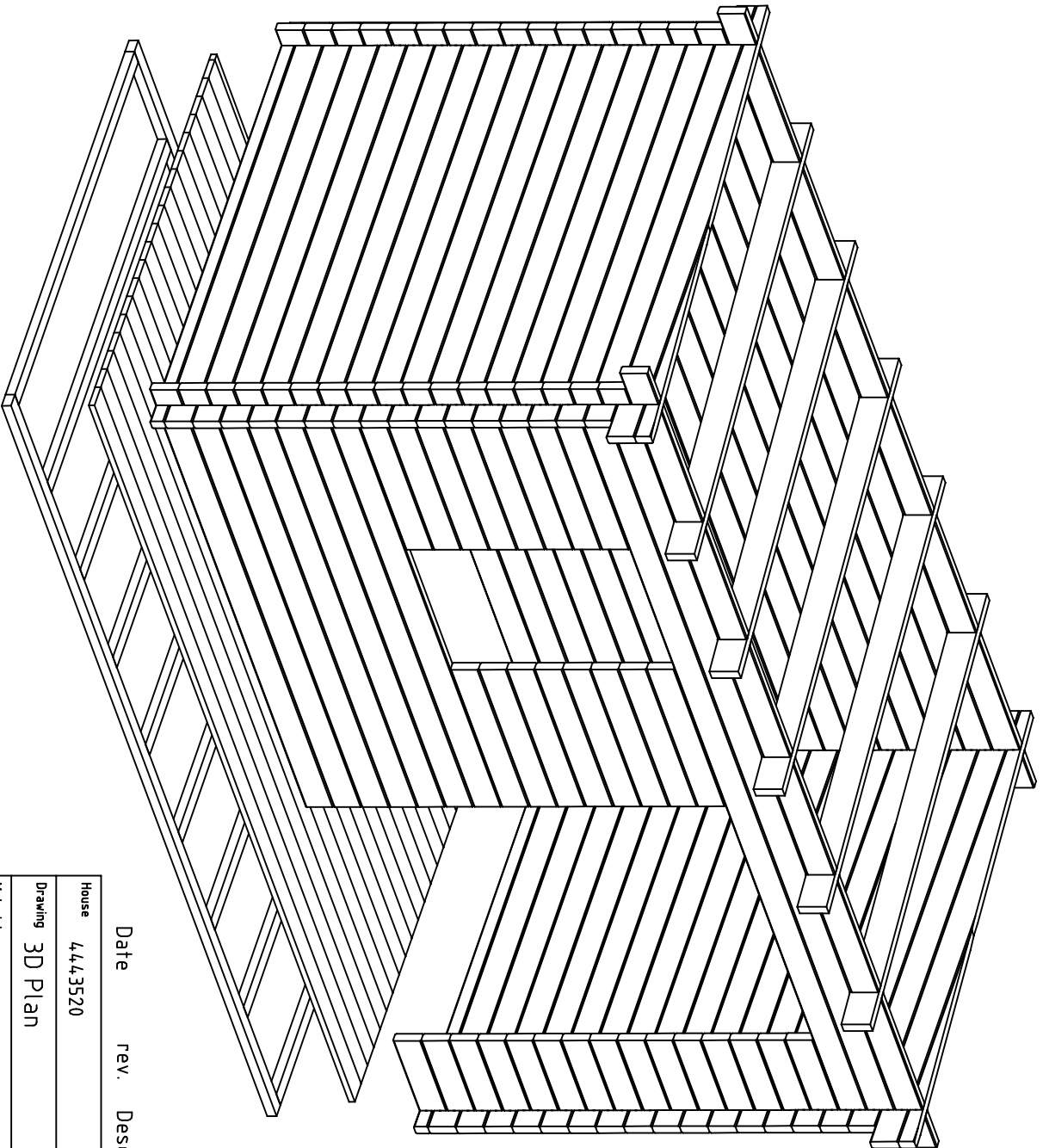
Date rev. Description

House	44,3520	Sheet	1
-------	---------	-------	---

Drawing	3D Plan	Scale	
---------	---------	-------	--

Material	4,4x135	Date	04.11.2021
----------	---------	------	------------

Drawer	RP	File	44,3520 3D.dwg
--------	----	------	----------------



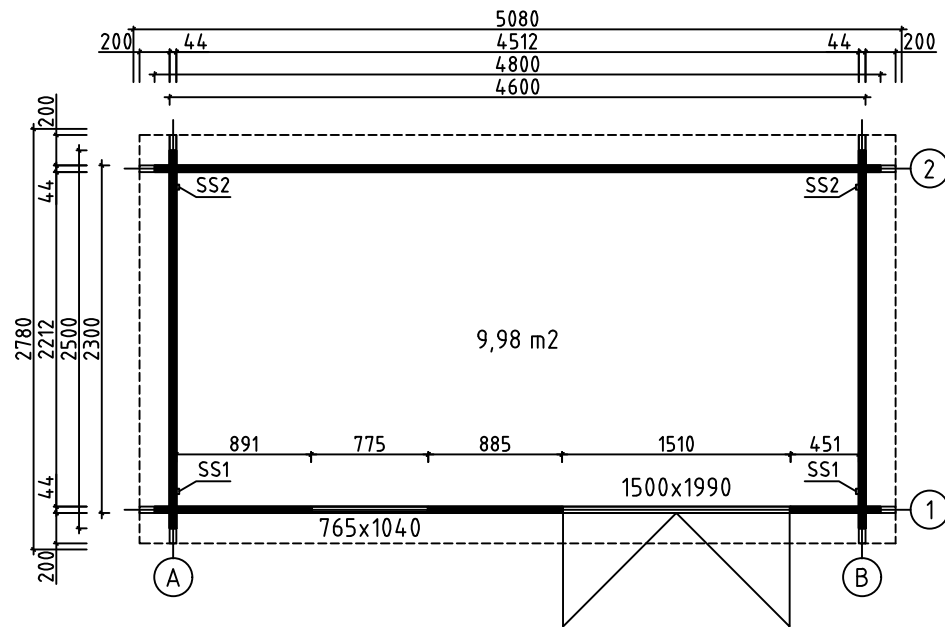
Date rev. Description

House 44,3520	Sheet 2
---------------	---------

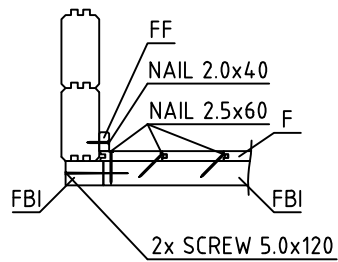
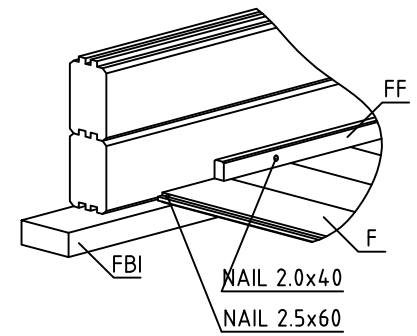
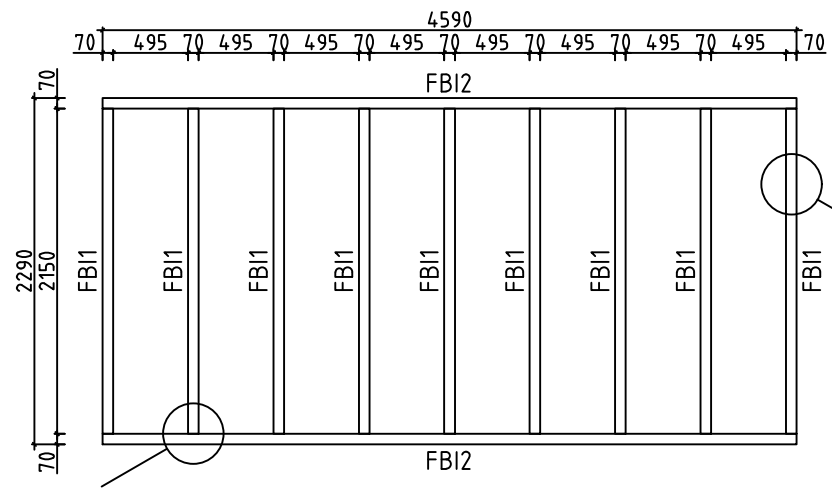
Drawing 3D Plan	Scale
-----------------	-------

Material 4,4x135	Date 04.11.2021
------------------	-----------------

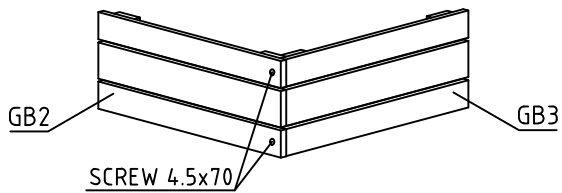

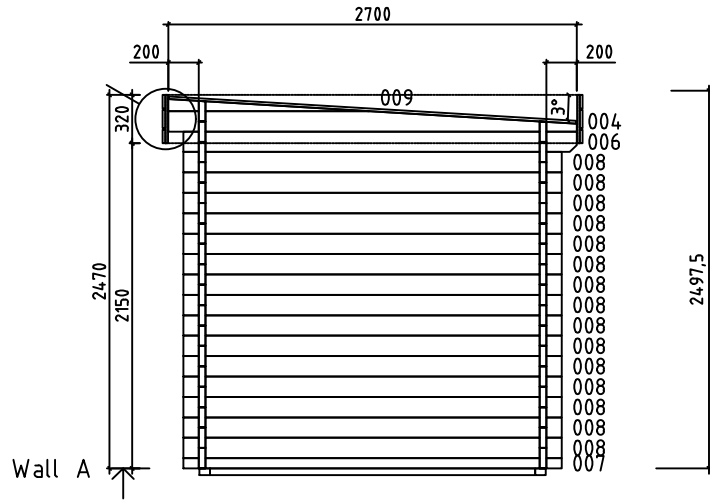
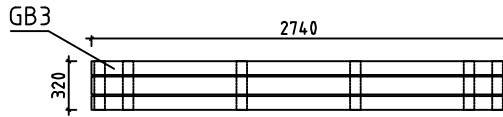
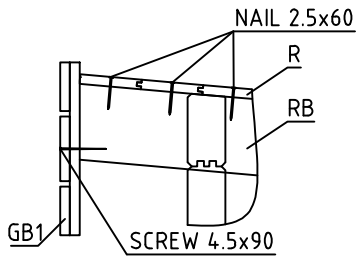
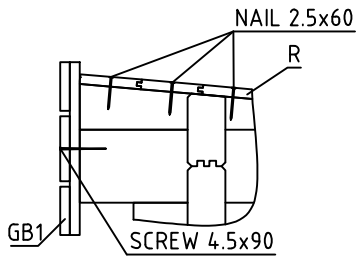
Drawer RP	File 44,3520 3D.dwg
-----------	---------------------



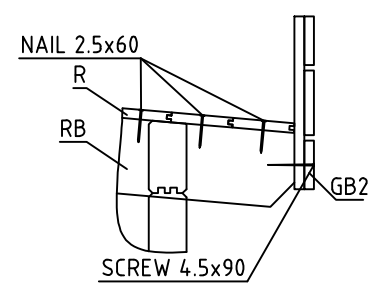
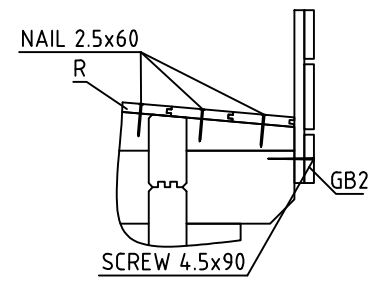
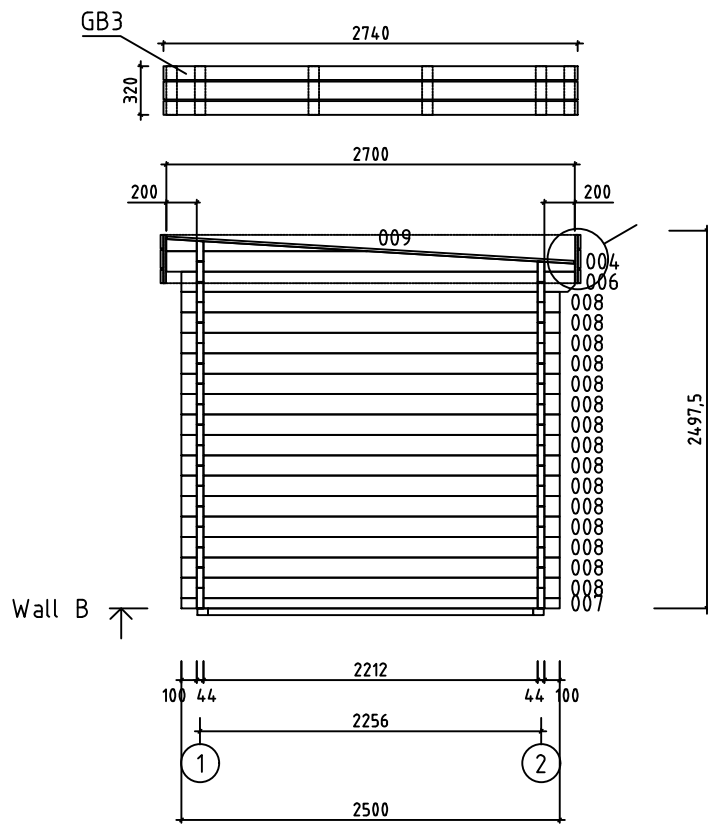
House	4443520	Sheet	3
Drawing	GROUNDPLAN	Scale	1:50
Material	44x135	Date	04.11.2021
Drawer	RP	File	4443520.dwg



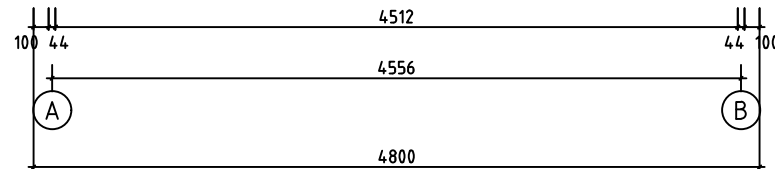
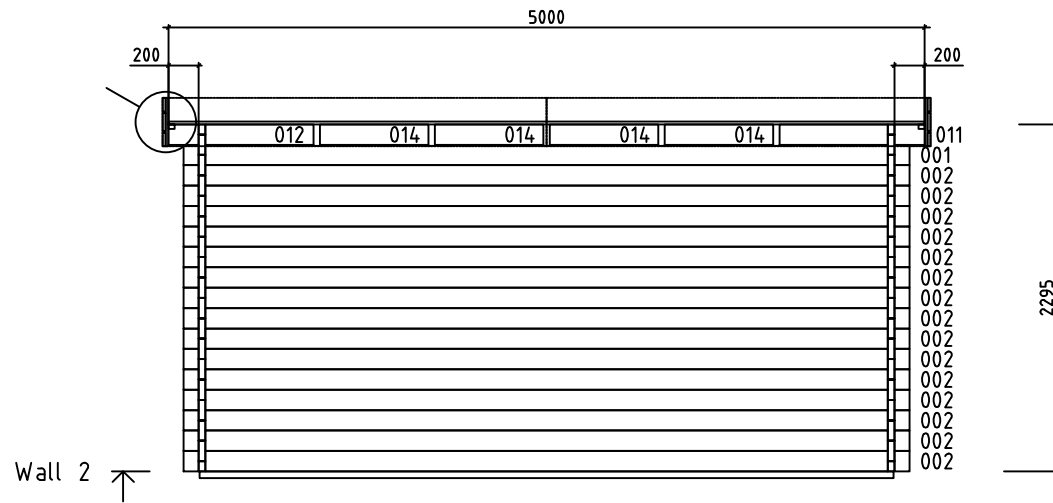
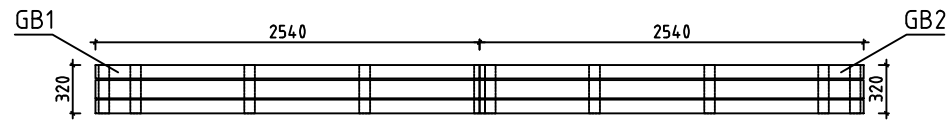
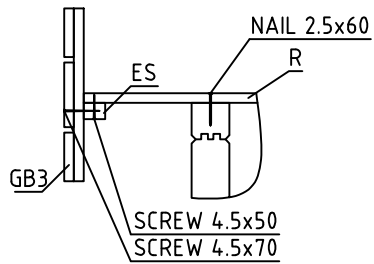
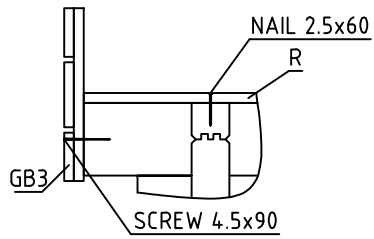
House	4443520	Sheet	4
Drawing	FLOORBEAMS	Scale	1:50
Material	70x45	Date	04.11.2021
Drawer	RP	File	4443520.dwg



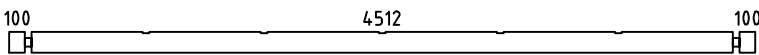
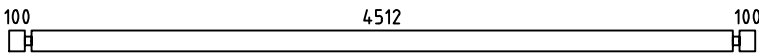
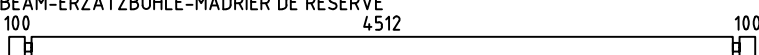
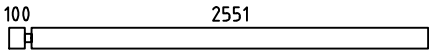
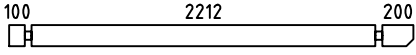
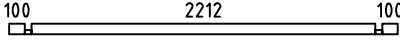
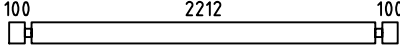


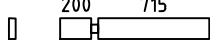


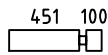
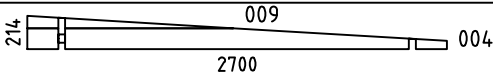







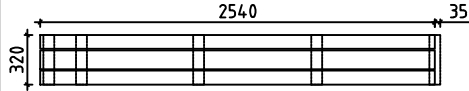

House	4443520	Sheet	5
Drawing	WALL A	Scale	1:50
Material	44x135	Date	04.11.2021
Drawer	RP	File	4443520.dwg
















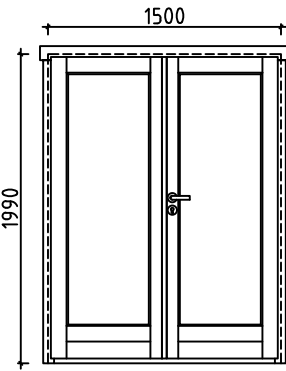








House	4443520	Sheet	6
Drawing	WALL B	Scale	1:50
Material	44x135	Date	04.11.2021
Drawer	RP	File	4443520.dwg








House	4443520	Sheet	8
Drawing	WALL 2	Scale	1:50
Material	44x135	Date	04.11.2021
Drawer	RP	File	4443520.dwg

Pos	Specification-Bestimmung-Omschrijving	Pcs	Profile (mm)	L (mm)		
001		2	44x135	4800		
002		16	44x135	4800		
003	SPARE BEAM-ERZATZBOHLE-MADRIER DE RÉSERVE 	1	44x135	4800		
005		7	44x135	2695		
006		2	44x135	2600		
007		2	44x68	2500		
008		30	44x135	2500		
010		8	44x135	1035		
011		2	44x135	959		
012		2	44x135	959		
013		8	44x135	885		
014		8	44x135	717		
015		15	44x135	595		
WA-1 WB-1		2				
HB	HIT BLOCK-SCHLAGHÖLZER-MADRIERS D'ASSEMBLAGE 	2	44x135	300		
FBI2	FLOORBEAMS-FUSSBODENBALKEN-POUTRES DE FONDATION IMPRÉGNÉS 	IMM	2	70x45	4590	
FBI1	FLOORBEAMS-FUSSBODENBALKEN-POUTRES DE FONDATION IMPRÉGNÉS 	IMM	9	70x45	2150	
RB1	ROOFBEAMS-DACHBALKEN-SOLIVES DE PLAFOND 	5	43x140	2713		
F1	FLOORBOARD-FUSSBODENBRETT-PLANCHER  or-oder-ou	20+1 26+1	28x114 28x88	4500		
R1	ROOFBOARD-DACHBRETT-VOLIGES  or-oder-ou	24+1 31+1	18x114 18x88	5000		
FF1	FLOOR FILLET-FUSSBODENLEISTE-BAGUETTE DE FINITION DE PLANCHER 		18x35	14m		
GB1	ASSEMBLY REQUIRED-MONTAGE ERFORDERLICH-ASSEMBLAGE REQUIS 	2	36x320	2540 +35		
GB2	ASSEMBLY REQUIRED-MONTAGE ERFORDERLICH-ASSEMBLAGE REQUIS 	2	36x320	2540		
House	4443520	Material	File	4443520.dwg	Sheet	9

Pos	Specification-Bestimmung-Omschrijving	Pcs	Profile (mm)	L (mm)		
GB3	ASSEMBLY REQUIRED-MONTAGE ERFORDERLICH-ASSEMBLAGE REQUIS 	2	36x320	2740		
ES1	EAVE SLAT-TRAUFENLEISTE-BAGUETTES POUR FIXER LES LATTES SOUS VOLIGES 	2	30x40	2210		
ES2	EAVE SLAT-TRAUFENLEISTE-BAGUETTES POUR FIXER LES LATTES SOUS VOLIGES 	4	30x40	200		
SS1	STORM SLAT-STURMLEISTE -BAGUETTE DE TEMPETE 	2	18x35	2290		
SS2	STORM SLAT-STURMLEISTE -BAGUETTE DE TEMPETE 	2	18x35	2160		
	SCREWS-SCHRAUBEN-VISSER FOR-FÜR-POUR SS1, SS2 	12	Ø6.0	50		
	WASHER-SCHEIBE-RONDELLE FOR-FÜR-POUR SS1, SS2 	12	Ø6.0	18		
	NAIL-NAGEL-CLOUS FOR-FÜR-POUR FF1 	30	Ø2.0	40		
	NAIL-NAGEL-CLOUS FOR-FÜR-POUR F1, R1 	470	Ø2.5	60		
	SCREWS-SCHRAUBEN-VIS FOR-FÜR-POUR GB1, GB2, GB3 	198	Ø3.5	35		
	SCREWS-SCHRAUBEN-VIS FOR-FÜR-POUR ES1, ES2 	20	Ø4.5	50		
	SCREWS-SCHRAUBEN-VIS FOR-FÜR-POUR GB1, GB2, GB3 	20	Ø4.5	70		
	SCREWS-SCHRAUBEN-VIS FOR-FÜR-POUR 007 GB1, GB2, GB3 	30	Ø4.5	90		
	SCREWS-SCHRAUBEN-VIS FOR-FÜR-POUR FBI1, FBI2 	36	Ø5.0	120		
	SCREWS-SCHRAUBEN-VIS FOR-FÜR-POUR 011, 012, 014 WA-1, WB-1, RB1 	40	Ø6.0	160		
	DOUBLEDOR-DOPPELTÜR-DUBBELE DEUR (right-rechts-rechts) AST_PRE_KARP      	1	1500	1990		
House	4443520	Material	File	4443520.dwg	Sheet	10

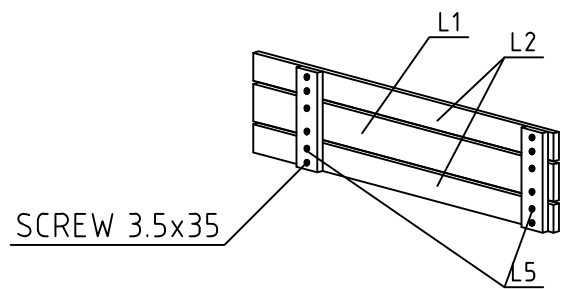

Pos	Specification-Bestimmung-Spécification	PCS	Profile (mm)	L (mm)
	<p data-bbox="264 136 1046 174">WINDOW-FENSTER-FENÊTRE (right-rechts-droit) AST_1H_KAR</p> 	<p data-bbox="1241 147 1257 174">P</p> <p data-bbox="1297 147 1313 174">1</p> <p data-bbox="1297 230 1313 257">1</p> <p data-bbox="1297 313 1313 340">1</p>	<p data-bbox="1374 147 1422 174">765</p>	<p data-bbox="1485 147 1533 174">1040</p>
House 4443520	Material	File 4443520.dwg	Sheet 11	

Pos	Assembly Instructions-Montageanleitungen-Instructions de Montage	PCS	Profile (mm)	L (mm)
L1	BOARD-BRETT-PLANCHE 	4	18x120	2540
L2	BOARD-BRETT-PLANCHE 	8	18x90	2540
L3	BOARD-BRETT-PLANCHE 	2	18x120	2740
L4	BOARD-BRETT-PLANCHE 	4	18x90	2740
L5	BOARD-BRETT-PLANCHE 	32	18x70	320

GB1

2 36x320

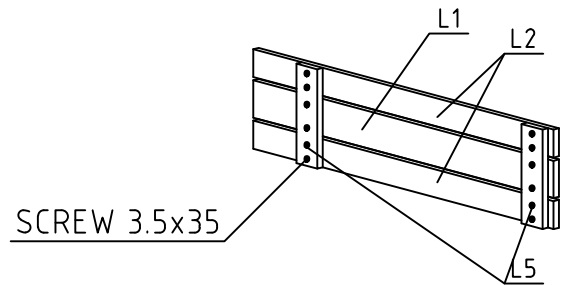
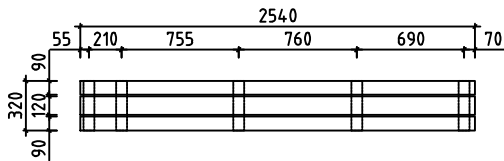
2540
+35



GB2

2 36x320

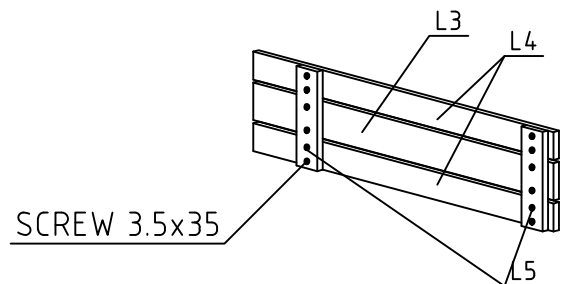
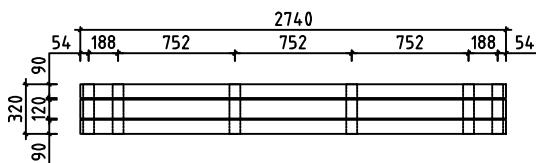
2540



GB3

2 36x320

2740



#001	1,2	4800	2
#002	1,2	4800	16
#003		4800	1
#004	A,B	2700	2
#005	1	2695	7
#006	A,B	2600	2
#007	A,B	2500	2
#008	A,B	2500	30
#009	A,B	1328	2
#010	1	1035	8
#011	1,2	959	2
#012	1,2	959	2
#013	1	885	8
#014	1,2	717	8
#015	1	595	15